

1. [Viewing](#)
2. [Printing](#)
3. [Downloading](#)
4. [Comparing Versions](#)

File Locations

Certificate of Compliance: <https://sst.streamlinedsalestax.org/CC/>

Taxability Matrixes

Library of Definitions: <https://sst.streamlinedsalestax.org/TM/>

Tax Administration Practices: <https://sst.streamlinedsalestax.org/TAP/>

Use Chrome, Foxfire or an Internet browser other than Internet Explorer.

Download does not work in Internet Explorer.

If you have any problems or suggestions with the online web site, please contact the SSTGB Executive Director and the SSTGB IT Director.

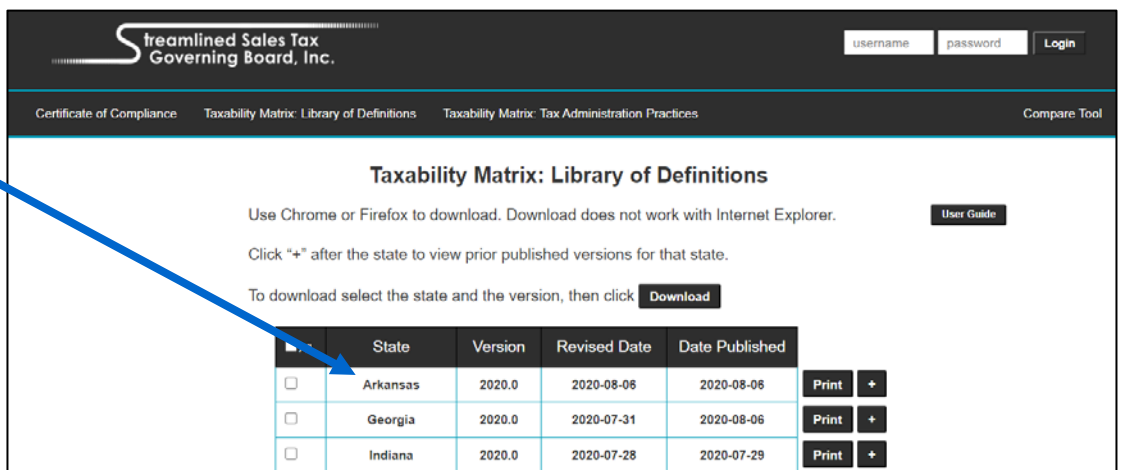
The instructions are the same for the Certificate of Compliance and both Taxability Matrixes.

1. Viewing

Current Version

To view a state’s matrix, click on the state name.

For Arkansas click on the name Arkansas.



Taxability Matrix: Library of Definitions

Use Chrome or Firefox to download. Download does not work with Internet Explorer. User Guide

Click "+" after the state to view prior published versions for that state.

To download select the state and the version, then click **Download**

	State	Version	Revised Date	Date Published	
<input type="checkbox"/>	Arkansas	2020.0	2020-08-06	2020-08-06	Print +
<input type="checkbox"/>	Georgia	2020.0	2020-07-31	2020-08-06	Print +
<input type="checkbox"/>	Indiana	2020.0	2020-07-28	2020-07-29	Print +

This displays the current Arkansas taxability matrix.

Arkansas Taxability Matrix: Library of Definitions

v 2020.0

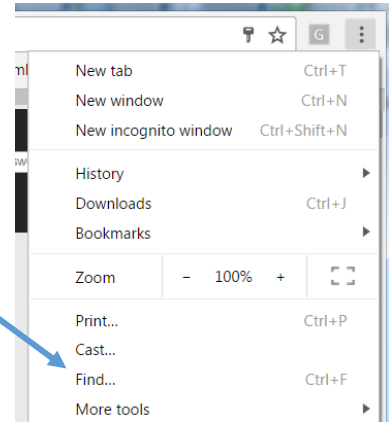
Publish Date: August 06, 2020 at 8:57:46 PM

Effective Date: August 06, 2020

You can scroll through the entire matrix.

Or search the matrix for a specific item by using the "Find" option in your internet browser.

To return to the list of states, scroll to the top of the page and click on the "Home" tab. You can then select a different state to view.



Previous Version(s)

1. To view previous versions of a state matrix click the "+" on the right side of the row for the state you wish to view.

Taxability Matrix: Library of Definitions

Use Chrome or Firefox to download. Download does not work with Internet Explorer. [User Guide](#)

Click "+" after the state to view prior published versions for that state.

To download select the state and the version, then click [Download](#)

<input checked="" type="checkbox"/> All	State	Version	Revised Date	Date Published	Print	+
<input type="checkbox"/>	Arkansas	2020.0	2020-08-06	2020-08-06	Print	+
<input type="checkbox"/>	Georgia	2020.0	2020-07-31	2020-08-06	Print	+
<input type="checkbox"/>	Indiana	2020.0	2020-07-28	2020-07-29	Print	+

If you chose Arkansas, all prior versions available will be listed.

2. To view a certain version, click on the state name, version or revised date for that version. That matrix will automatically open.

<input checked="" type="checkbox"/> All	State	Version	Revised Date	Date Published	Print	-
<input type="checkbox"/>	Arkansas	2020.0	2020-08-06	2020-08-06	Print	-
<input type="checkbox"/>	Arkansas	2019.0	2019-07-29	2019-07-30	Print	
<input type="checkbox"/>	Arkansas	2018.0	2018-07-31	2018-07-31	Print	
<input type="checkbox"/>	Arkansas	2017.1	2018-01-02	2018-01-02	Print	
<input type="checkbox"/>	Arkansas	2017.0	2017-07-14	2017-07-18	Print	
<input type="checkbox"/>	Arkansas	2016.1	2017-03-01	2017-03-01	Print	
<input type="checkbox"/>	Arkansas	2016.0	2016-07-25	2016-07-25	Print	

3. You can also select and view a prior version using the dropdown box when you have a specific state's matrix open.

[Print](#) [Download](#)

Arkansas Taxability Matrix

v 2019.0

Publish Date: July 30, 2019 at 9:03:19 AM

Effective Date: August 01, 2019

2. PRINTING

There are two ways you can print a state taxability matrix.

1. On the **home page** click the print button next to the state's version you wish to print. This will print that version of the state matrix.

<input type="checkbox"/> All	State	Version	Revised Date	Date Published	Print	-
<input type="checkbox"/>	Arkansas	2020.0	2020-08-06	2020-08-06	Print	-
<input type="checkbox"/>	Arkansas	2019.0	2019-07-29	2019-07-30	Print	
<input type="checkbox"/>	Arkansas	2018.0	2018-07-31	2018-07-31	Print	
<input type="checkbox"/>	Arkansas	2017.1	2018-01-02	2018-01-02	Print	
<input type="checkbox"/>	Arkansas	2017.0	2017-07-14	2017-07-18	Print	
<input type="checkbox"/>	Arkansas	2016.1	2017-03-01	2017-03-01	Print	
<input type="checkbox"/>	Arkansas	2016.0	2016-07-25	2016-07-25	Print	

2. When **viewing the actual matrix**, select the print button on the top left of the page.

Print Download

Arkansas Taxability Matrix: Library of Definitions

v 2020.0

Publish Date: August 06, 2020 at 8:57:46 PM

3. DOWNLOADING

Use Chrome, Foxfire or an Internet browser other than Internet Explorer.

Download does not work in Internet Explorer.

Files are downloaded in comma delimited format (CSV).

There are two ways to download a taxability matrix or certificate of compliance.

Option 1

1. Click in the check box next to the state and the version you want to download or Click "Select All" if you want to download all states.

2. Click the 'Download' button. Your screen should indicate a file has been downloaded bottom left hand corner).

Depending on the type of browser you are using this message may be different than the one shown.

Taxability Matrix: Library of Definitions

Use Chrome or Firefox to download. Download does not work with Internet Explorer.

Click "+" after the state to view prior published versions for that state.

To download select the state and the version, then click **Download**

<input type="checkbox"/> All	State	Version	Revised Date	Date Published	Print	+
<input checked="" type="checkbox"/>	Arkansas	2020.0	2020-08-06	2020-08-06	Print	+

What do you want to do with Taxability_Matrix_Lib....csv? Open Save as ...

Option 2

Click the 'Download' button when viewing the actual matrix.

Print Download

Arkansas Taxability Matrix: Library of Definitions

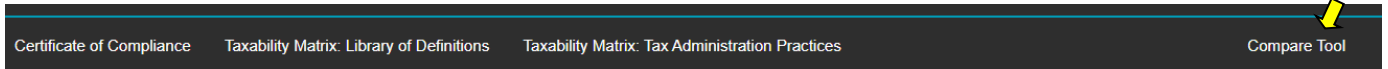
v 2020.0

Publish Date: August 06, 2020 at 8:57:46 PM

4. Compare Tool

Use the Compare Tool to compare two versions of a state’s Taxability Matrix or Certificate of Compliance.

1. Select the Compare Tool Tab at the top.

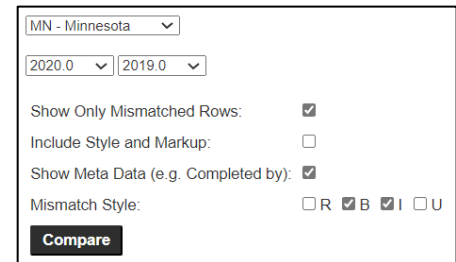


2. Select the state from the drop-down list.

3. Select the Versions you want to compare from the drop-down lists. The order you select only affects which version is listed first. It will not affect the changes that are displayed.



4. Select how you want the changes displayed.



Examples of Comparison Display

The entire lines that contain changes will be displayed. You will need to compare each line to determine what the change was. Changes in the document as well as changes the state makes will be shown.

Changes are shown in red, italics, or underlined.

2020.0	20060		\$ 0			
2019.0	20060		\$			

2020.0	20060		<u>\$ 0</u>			
2019.0	20060		<u>\$</u>			