



100 Majestic Drive, Suite 400 ♦ Westby, WI 54667

<p>User Guide Certificate of Compliance Taxability Matrix: Library of Definitions Taxability Matrix: Tax Administration Practices</p>
--

1. [Viewing](#)
2. [Printing](#)
3. [Downloading](#)
4. [Comparing Tool](#)

File Locations
<p>Certificate of Compliance: https://sst.streamlinedsalestax.org/CC/</p> <p>Taxability Matrixes</p> <p>Library of Definitions: https://sst.streamlinedsalestax.org/TM/</p> <p>Tax Administration Practices: https://sst.streamlinedsalestax.org/TAP/</p>

Use Chrome, Firefox or an Internet browser other than Internet Explorer.

Download does not work in Internet Explorer.

If you have any problems or suggestions with the online web site, please contact the SSTGB Executive Director and the SSTGB IT Director.

The instructions are the same for the Certificate of Compliance and both Taxability Matrixes.

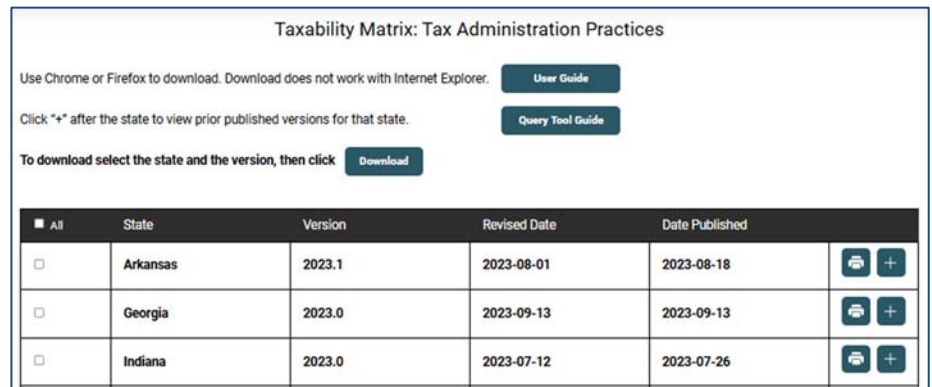
1. Viewing

Current Version

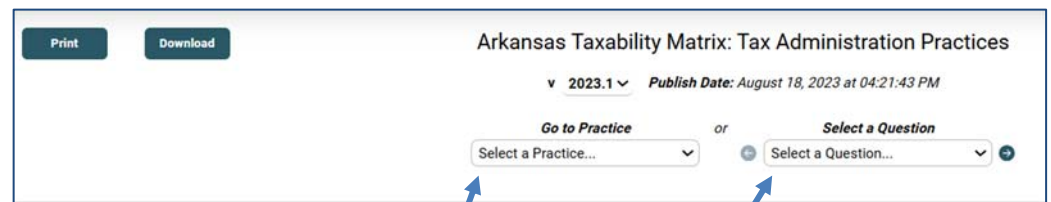
The instructions are the same for the Certificate of Compliance and the Taxability Matrixes.

A. To view a state’s matrix, click on the state name.

For Arkansas click on the name Arkansas.

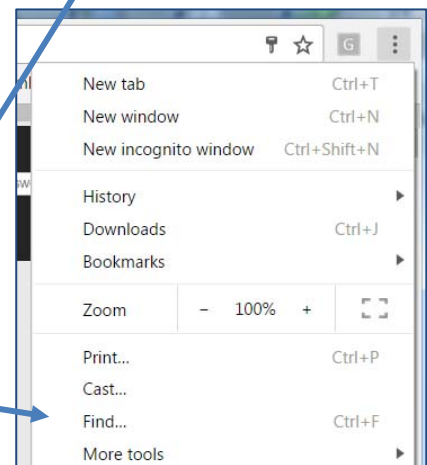


This displays the current Arkansas taxability matrix.



B. Search Options

1. You can select a specific Section or Practice - See the Drop Down list under Go to Practice, click on the item you want to go directly to that item.
2. Select a Specific Question or line – See the Drop Down list under Select a Question, click on the item you want to go directly to that item.
3. Scroll through the entire matrix or search the matrix for a specific item by using the “Find” or “Find on page” option in your internet browser.



C. To return to the list of states, click on the “Home” or “Forms” button (upper left side of menu), then click on the Matrix or Certificate of Compliance you want to view. That will display the list of states to choose from. Or use your back button to return to the last page you were viewing.

Previous Version(s)

1. To view a previous version of a state matrix, click the “+” on the right side of the row for the state you wish to view. If you choose Georgia, all prior versions available will be listed.

2. To view a prior version, click on the state name, version or revised date for that version. That matrix will automatically open.

All	State	Version	Revised Date	Date Published	
<input type="checkbox"/>	Arkansas	2023.1	2023-08-01	2023-08-18	
<input type="checkbox"/>	Georgia	2023.0	2023-09-13	2023-09-13	
<input type="checkbox"/>	Georgia	2022.0	2022-07-28	2022-07-28	
<input type="checkbox"/>	Georgia	2021.0	2021-08-01	2021-08-18	
<input type="checkbox"/>	Georgia	2020.0	2020-07-31	2020-08-06	

3. You can also select and view a prior version using the dropdown box when you have a specific state’s matrix open.

Georgia Taxability Matrix: Tax Administration Practices

v 2023.0 Publish Date: September 13, 2023 at 03:44:02 PM

Go to Practice or Select a Question

Select a Practice... Select a Question...

2. PRINTING

There are two ways to print a state taxability matrix.

1. On the **home page** click the print button next to the state’s version you wish to print. This will print that version of the state matrix.

All	State	Version	Revised Date	Date Published	
<input type="checkbox"/>	Arkansas	2023.1	2023-08-01	2023-08-18	

2. When **viewing the actual matrix**, select the print button on the top left of the page.

Home Forms

3. DOWNLOADING

Use Chrome, Firefox or an Internet browser other than Internet Explorer.

Download does not work in Internet Explorer.

Files are downloaded in comma delimited format (CSV).

There are two ways you can download a state taxability matrix or certificate of compliance.

1. Click in the check box next to the state and the version you want to download. Click "Select All" if you want to download all states. Click the "Download" button above the matrix table.

To download select the state and the version, then click [Download](#)

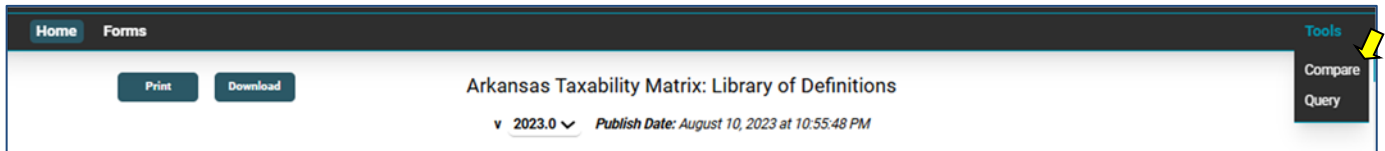
All	State	Version	Revised Date	Date Published	
<input type="checkbox"/>	Arkansas	2023.0	2023-08-01	2023-08-10	
<input type="checkbox"/>	Arkansas	2022.0	2022-07-12	2022-07-28	
<input checked="" type="checkbox"/>	Arkansas	2021.0	2021-07-29	2021-07-30	
<input type="checkbox"/>	Arkansas	2020.1	2020-08-06	2021-07-26	

Open the form to download and click the "Download" button in the upper left corner. Your screen should indicate a file was downloaded.

4. Compare Tool

Use the Compare Tool to compare two versions of a state's Taxability Matrix or Certificate of Compliance.

1. Select the Compare Tool Tab at the top, found in the dropdown under Tools, upper right menu.



2. Select the state, the two versions to compare and how you want the data displayed. The order selected only affects which version is listed first. It will not affect the changes that are displayed.

Taxability Matrix: Library of Definitions Compare Tool

AR - Arkansas Show Only Mismatched Rows

2023.0 Include Style and Markup

2022.0 Show Meta Data (e.g. Completed by)

Mismatch Style: Bold, Underline

[Compare](#)

Examples of Comparison Display

Each row that contains a change either in the matrix wording or the state's information will be displayed for each year selected. Changes in the document as well as changes the state makes will be shown.

The following is an item that was added to the 2023.0 form. Changes are shown in red, italics, or underlined.

2023.0	10080	Employee discounts that are reimbursed by a third party on sales of motor vehicles.			N/A	Sales Tax does not apply to the sale of a motor vehicle.
2022.0						

2023.0	<i><u>10080</u></i>	<i>Employee discounts that are reimbursed by a third party on sales of motor vehicles.</i>			<i>N/A</i>	<i>Sales Tax does not apply to the sale of a motor vehicle.</i>
2022.0						